







- Gravity Flow Roller Design - 2 Depths Available
- Freshness Control - Provides Automatic First-In First-Out Storage
- Easily Adjusted to Various Battery Sizes
- Improved Inventory Control & Easy Access for Customer Service
- Easily Assembled
- Durable Long Life Units

UNIT	MODEL NO.	W x D x H	NO. OF BATTERIES
<p>4 WIDE</p> <p>(36" Depth)</p> 	RBR-34	48" x 36" x 72"	80
<p>6 WIDE</p> <p>(36" Depth)</p> 	RBR-36	48" x 36" x 72"	96
<p>4 WIDE</p> <p>(48" Depth)</p> 	RBR-44	48" x 48" x 72"	112
<p>6 WIDE</p> <p>(48" Depth)</p> 	RBR-46	48" x 48" x 72"	120

*Approx. based on average passenger car batteries